



# ENGLEZA

## pentru grădiniță

grupa mijlocie  
4-5 ani

- vocabular
- exerciții
- poezii
- cântece



Nume: \_\_\_\_\_

Grupa: \_\_\_\_\_



# Table of Contents


<b>1.</b> Hello! .....	3
<b>2.</b> Colours .....	4
<b>3.</b> Good Morning, Teacher!.....	5
<b>4.</b> How Are You Today?.....	6
<b>5.</b> Toys .....	8
<b>6.</b> Numbers .....	10
<i>Revision (1)</i> .....	12
<b>7.</b> My Body .....	14
<b>8.</b> Clothes .....	15
<b>9.</b> At Kindergarten .....	17
<i>Revision (2)</i> .....	19
<b>10.</b> What's the Weather Like? .....	21
<b>11.</b> It's Autumn / Fall! .....	22
<b>12.</b> Fruits .....	23
<b>13.</b> Vegetables .....	24
<i>Revision (3)</i> .....	25
<b>14.</b> My Family .....	27
<b>15.</b> At Home .....	28
<b>16.</b> At the Farm .....	30
<b>17.</b> At the Zoo .....	32
<i>Revision (4)</i> .....	34
<b>18.</b> Happy Halloween! .....	36
<b>19.</b> It's Winter! .....	37
<b>20.</b> It's Christmas! .....	38
<b>21.</b> It's Spring! .....	40
<b>22.</b> Summer Holiday .....	42
<i>Final Revision</i> .....	43




# 1. Hello!

Bună!

- Trace the dots to obtain your picture.



GIRL



BOY

- Colour what you are and say: "I am a boy / a girl."

- Play the dialogues below.




- Say "good-bye" to your friend!



TIP: Watch the video "Hello, hello what is your name?". (MAPLE LEAF LEARNING)

## 2. Colours

### Culorile


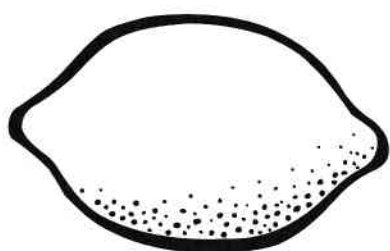


1. Trace the dots.
2. Listen to your teacher and colour the balloons **red, yellow, green, blue, orange** and **pink** (one at a time).
3. Repeat after your teacher:

*Red, yellow, green or blue,  
A balloon for me.  
A balloon for you!*

4. Ask your friend: *What's your favourite colour?*  
*It's...*


5. Colour: • the lemon → **yellow**, • the flower → **red** and **green**



TIP: "I see something blue/pink" (SUPER SIMPLE SONGS)

# 3. Good Morning, Teacher!

Bună dimineața, doamna profesoară!



1. Listen, point and colour:  
"The sun is yellow."  
"The sky is blue."

2. Play the dialogues below. Find an English name for the boy and the girl.

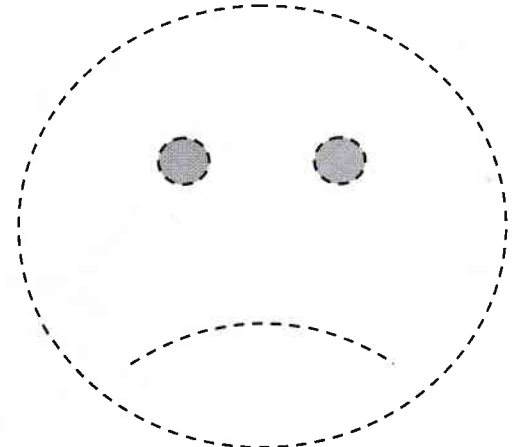
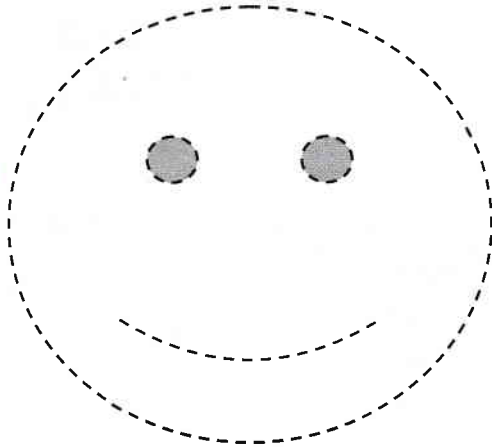


# 4. How are You Today?

Cum te simți astăzi?

HAPPY


SAD



1. Trace the dots.
2. Colour the happy face yellow and the sad face blue.
3. Say how you are feeling today: „*I am happy / sad.*”
4. Look at the pictures. Point to the cat and the dog.


câine

DOG





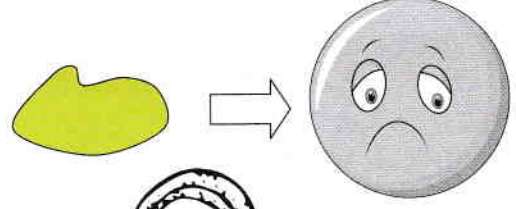
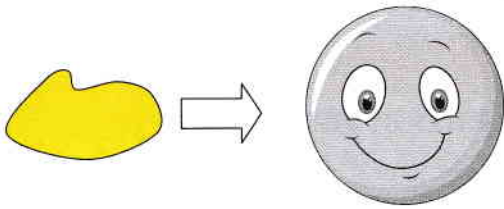
pisică

CAT



5. Repeat after your teacher: "*The dog is happy.*"  
"*The cat is sad.*"

6. Colour the pumpkins: **yellow** → happy; **green** → sad



TIP → Listen and watch: "How are you today" song. (MAPLE LEAF LEARNING)

# 5. Toys

## Jucării

1. Repeat the new words!

tren



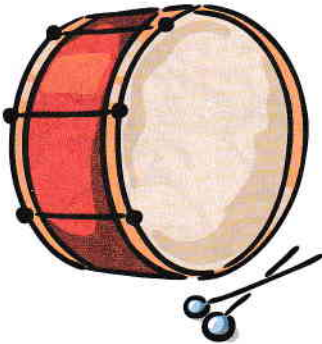
TRAIN

avion



PLANE

tobă



DRUM

zmeu



KITE

2. Say what your favourite toy is.

3. Repeat after your teacher:

*"The train is green,  
The drum is red,  
I like my kite,  
I like my plane!"*

4. Play with your friend: "Give me a plane, please. Thank you!"